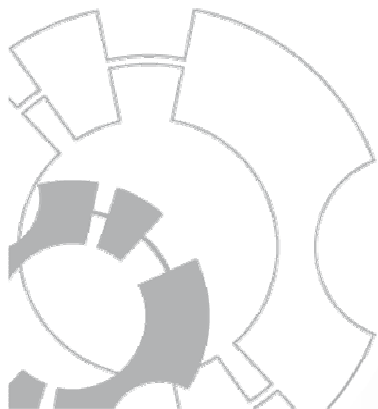
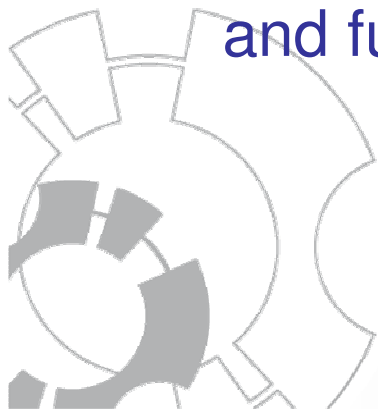


HOW TO WRITE A WINNING PROPOSAL

Klaus Pavlik
Euripides Technical Committee



- 1) Project Focus & Content
- 2) Project Organization
- 3) Funding
- 4) The Process from proposal to Euripides Label and funding decision



1) Project focus should be on Innovation

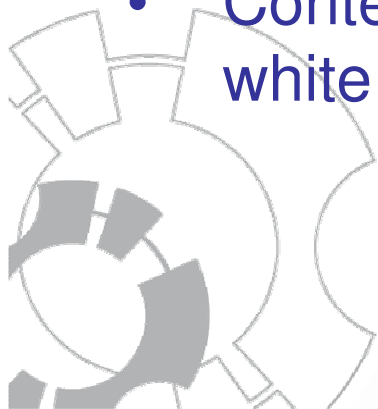
Schumpeter on: Research \longleftrightarrow Innovation

"Research - Transforming *money* into *knowledge*"

"Innovation - Transforming knowledge into money"

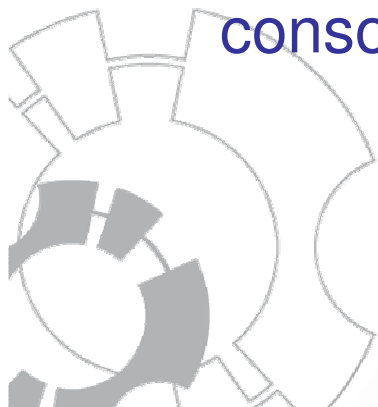
A good balance of both will create welfare

- Innovation = successful innovation-> will earn money in the market in the (not too distant) future
- Innovation : very frequently applying existing knowledge to new areas -> so not necessarily an invention
- market launch 1 to (maximum) 3 years after project closure
- Content: fit with Euripides scope and program (see white book on www.euripides-eureka.eu)



We have:

- a) EUREKA requirements
minimum 2 partners from 2 countries, max country share 66% etc
- b) National requirements
some countries require national sub-consortia (and/or specify type of partners) some also support single companies ,...
- c) Internal Consortium requirements:
consortium management skills, task distribution



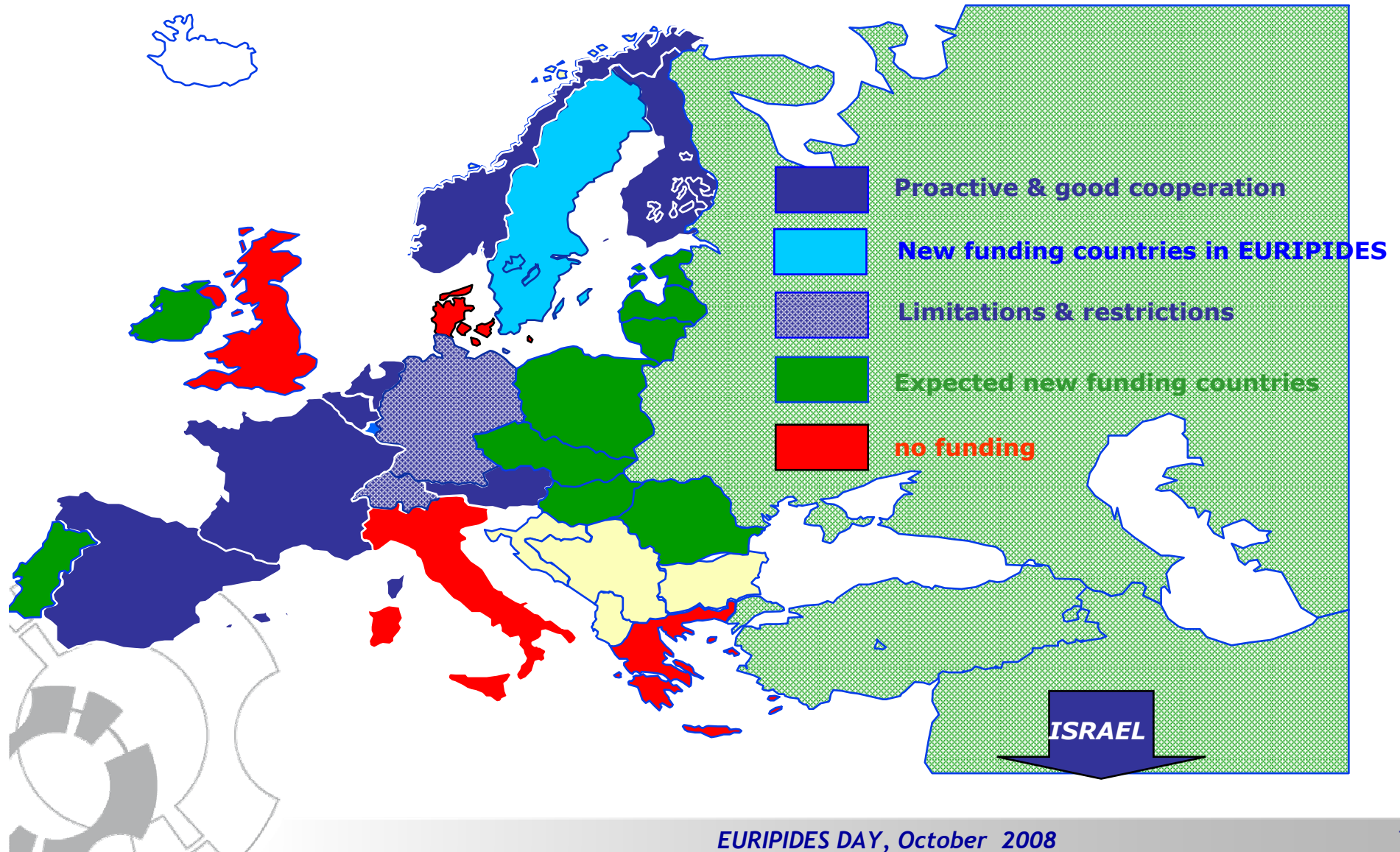
Ground rules for Eureka /Euripides project funding

- Eureka project funding as a principle is based on national subsidies and national R&D funding programs
- EU state aid rules define maximum funding percentages.
- Funding programs and rules differ from country to country (eg: scheduled thematic calls vs. non- thematic continuous submission)
- National Eureka membership does not automatically mean support for specific EUREKA clusters (eg. EURIPIDES)
- And don't forget the link between national subsidies national economic exploitation and benefit



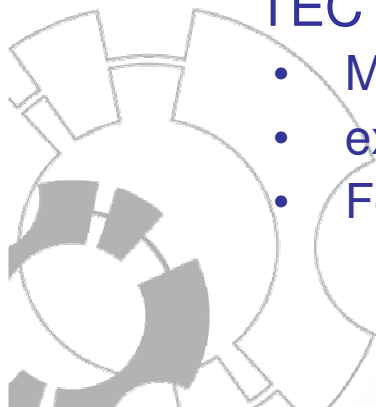
When selecting partners, consider **how well their home country is willing to support Eureka/Euripides projects**

**National funding
for EURIPIDES projects**



Step 1: the PO phase

- ⌘ Write the Project Outline (PO) ->use the template
- ⌘ **Contact your National Authority EUREKA representative**
(can be found in <http://www.eureka.be> under “contacts”) **parallel to preparing the PO**
 - Show/explain project aim & content
 - Check Fit with national thematic priorities, if any
 - Check Fit with exiting program lines, fit with call schedules
 - Clarify Chances for funding etc.
- ⌘ Euripides Technical Evaluation Council (TEC) review:
TEC feedback will include:
 - Missing/open points, if any
 - external experts and TEC’s comments / improvement suggestions
 - Feedback received from NPCs

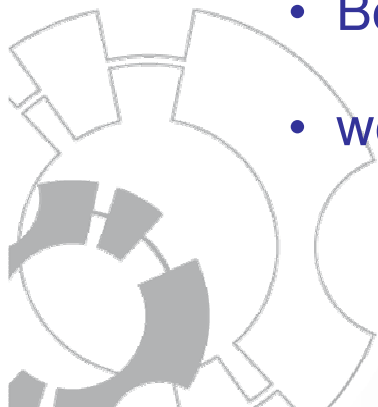


Step 2: the FPP phase

- ⌚ **Act on PO comments & suggestions in preparing the FPP**
- ⌚ TEC will prepare an evaluation report, the Euripides Council makes a decision and if everything is ok, gives the Euripides Label.

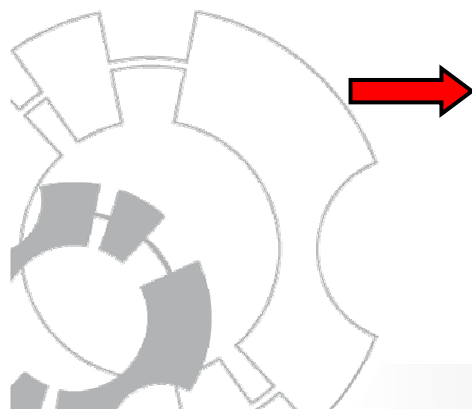
Step 3: funding application to National funding agency

- ⌚ Application to the national funding agency is made.
 - Best case: can use the EURIPIDES project documentation
 - worst case: need to re-write in the national format



- Innovative project and good consortium
- Exploitation of results
- National rules and funding
- Follow the Process

and Win



EURIPIDES is waiting for your projects

	Call n° 6	Call n° 7	Tentative Agenda Call n° 8
Call launch	May 23 rd , 2008	December 5 th , 2008	May 26 th , 2009
Closing date for PO submission	July 7th, 2008	January 9th, 2009	June 30th, 2009
TEC consensus meeting	September 9 th , 2008	February 25 th , 2009	September 8 th , 2009
Closing date for FPP submission	October 24th, 2008	April 10th, 2009	October 19th, 2009
TEC consensus meeting	November 27 th , 2008	May 25 th , 2009	November 24 th , 2009
Council labelling meeting	November 28th, 2008	May 26th, 2009	November 25th, 2009
Hearings (if needed)	December 19 th , 2008	June 19 th , 2009	December 9 th , 2009

